

# SS SUBMERSIBLE PUMPS

50Hz Catalogue

---



PUMPS | PIPES | CABLES | SOLAR PUMPS



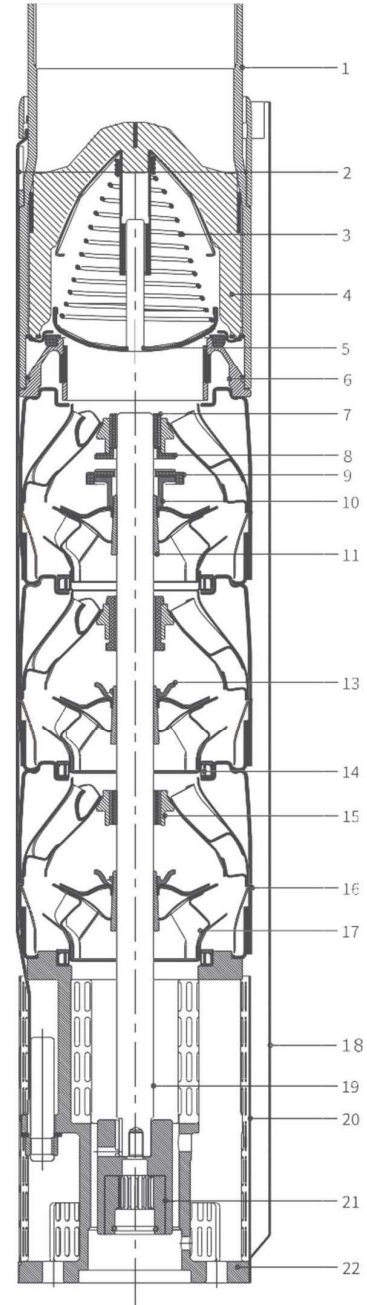


8"

## C8PSF77 & C8PSF95 SERIES PUMP DESIGN

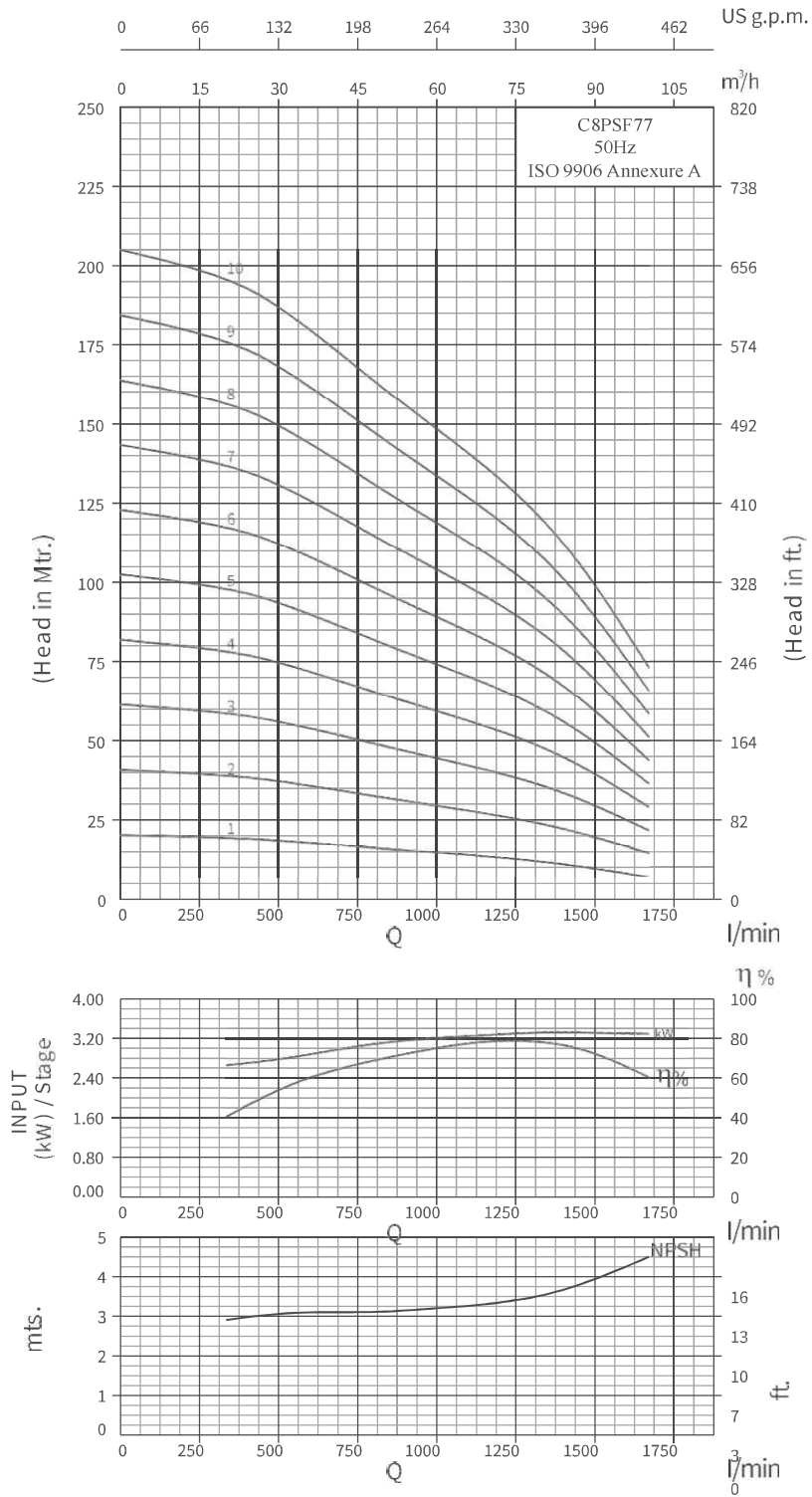
### Material specification

No.	PART NAME	MATERIAL
1	DCH SLEEVE	S.S AISI 304
2	CLAMPING STRIP	S.S AISI 304
3	SPRING	S.S AISI 304
4	VALVE GUIDE RIB ASSEMBLY	S.S AISI 304
5	VALVE ASSEMBLY	S.S AISI 304
6	VALVE SEAT HOUSING	S.S AISI 304
7	FIRST STAGE BEARING BUSH	S.S AISI + NBR
8	STOP RING	S.S AISI 304
9	SPACING WASHER	25% CFT
10	FIRST STAGE NUT	S.S AISI 304
11	IMPELLER COLLET	S.S AISI 304
12	BEARING BUSH STAGE	NBR
13	COLLET NUT	S.S AISI 304
14	NECKRING	NBR + NYLON
15	IMC SLEEVE	S.S AISI 304
16	INTERMEDIATE CHAMBER	S.S AISI 304
17	IMPELLER ASSEMBLY	S.S AISI 304
18	CABLE GUARD	S.S AISI 304
19	SHAFT	S.S AISI 431
20	STRAINER	S.S AISI 304
21	NEMA COUPLING	S.S AISI 304
22	SUCTION INTERCONNECTOR	S.S AISI 304



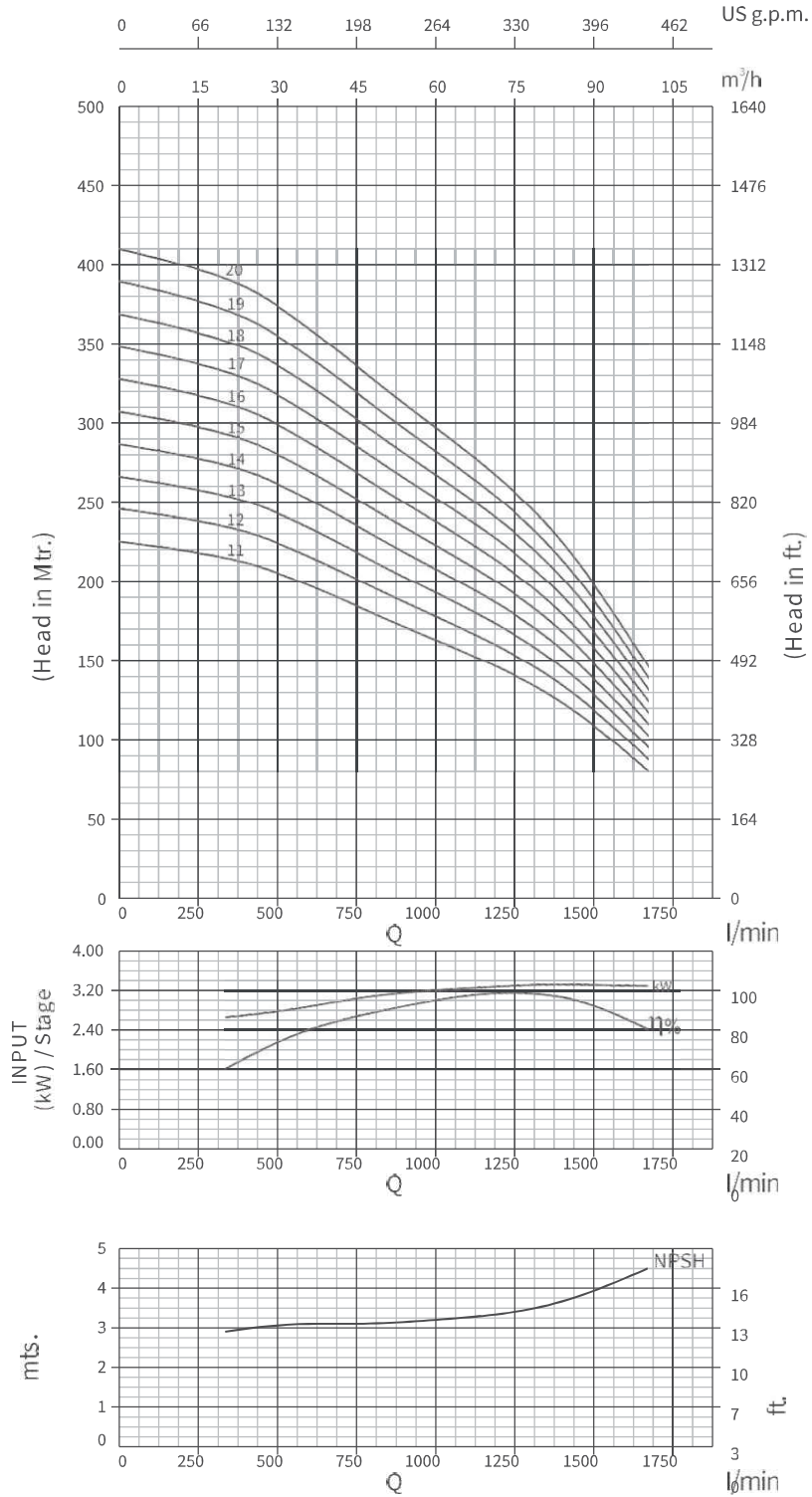
# C8PSF77, 50Hz

ISO 9906 Annexure A



# C8PSF77, 50Hz

ISO 9906 Annexure A



# Performance Chart

## C8PSF77, 50Hz

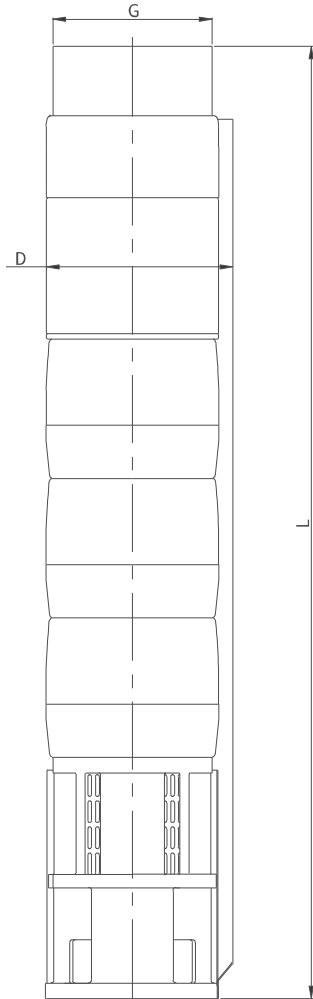
ISO 9906 Annexure A

kW	HP	Stage	Motor Joinings	Outlet Size	Discharge						
					m <sup>3</sup> /h	0	48	60	72	84	96
					Ipm	0	800	1000	1200	1400	1600
5.5	7.5	1	V-6	5"BSP	Head in Mtrs.	20	15	14	12	10	7
5.5	7.5	2-B	V-6	5"BSP		33	29	25	19	17	15
7.5	10	2	V-8	5"BSP		40	32	29	26	22	16
9.3	12.5	3	V-8	5"BSP		53	41	37	32	26	16
11	15	3-B	V-8	5"BSP		60	48	43	38	32	23
13	17.5	4-B	V-8	5"BSP		73	57	51	44	36	23
15	20	4	V-8	5"BSP		80	64	58	51	43	31
18.5	25	5	V-8	5"BSP		100	80	72	64	54	39
22	30	6	V-8	5"BSP		120	95	86	77	65	47
26	35	7	V-8	5"BSP		140	111	101	90	76	55
26	35	8-B	V-8	5"BSP		153	120	109	96	80	55
30	40	8	V-8	5"BSP		160	127	115	102	86	62
30	40	9	V-8	5"BSP		180	143	130	115	97	70
37	50	10	V-8	5"BSP		200	159	144	128	108	78
37	50	11	V-8	5"BSP		220	175	158	141	119	86
45	60	12	V-8	5"BSP		240	191	173	154	130	94
55	75	13	V-8	5"BSP		260	207	187	166	140	101
55	75	14	V-8	5"BSP		280	223	202	179	151	109
55	75	15	V-8	5"BSP		300	239	216	192	162	117
67	90	16	V-8	5"BSP		320	254	230	205	173	125
67	90	17	V-8	5"BSP	340	270	245	218	184	133	
67	90	18	V-8	5"BSP	360	286	259	230	194	140	
75	100	19	V-8	5"BSP	380	302	274	243	205	148	
75	100	20	V-8	5"BSP	400	318	288	256	216	156	

# C8PSF77, 50Hz

ISO 9906 Annexure A

## Dimensions & Weights



Model Name	Specification			
	D (mm)	L (mm)	Pump Weight Kg.	Weight (incl. pkg.) Kg.
C8PSF77 / 01	188	620	21	24
C8PSF77 / 02	188	748	25	28
C8PSF77 / 03	188	876	29	32
C8PSF77 / 04	188	1004	33	36
C8PSF77 / 05	188	1132	37	40
C8PSF77 / 06	188	1260	41	44
C8PSF77 / 07	188	1388	45	48
C8PSF77 / 08	188	1516	49	52
C8PSF77 / 09	188	1644	53	56
C8PSF77 / 10	196	1772	55	58
C8PSF77 / 11	196	1900	59	62
C8PSF77 / 12	196	2028	63	66
C8PSF77 / 13	196	2156	67	70
C8PSF77 / 14	196	2284	71	74
C8PSF77 / 15	196	2412	75	78
C8PSF77 / 16	196	2540	79	82
C8PSF77 / 17	196	2668	83	86
C8PSF77 / 18	196	2796	87	90
C8PSF77 / 19	196	2924	91	94
C8PSF77 / 20	196	3052	95	98

G: Available Outlet Size BSP 5"

D: Maximum Diameter With Single Cable Guard

DP75 -01 to DP75 -11 pump are available in 6" joining

DP75 -12 to DP75 -20 pump are available in 8" joining