

# SS SUBMERSIBLE PUMPS

50Hz Catalogue

---



PUMPS | PIPES | CABLES | SOLAR PUMPS

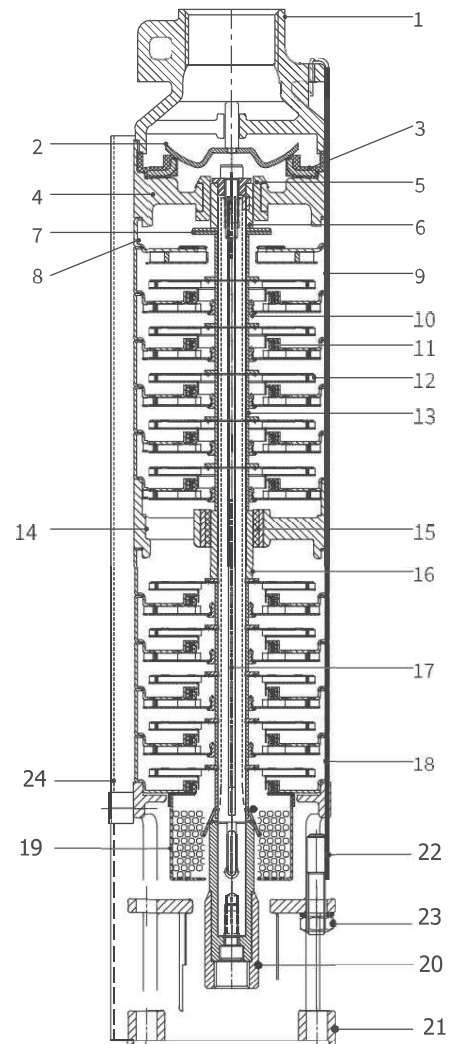


4"

## C4PSF05 SERIES PUMP DESIGN

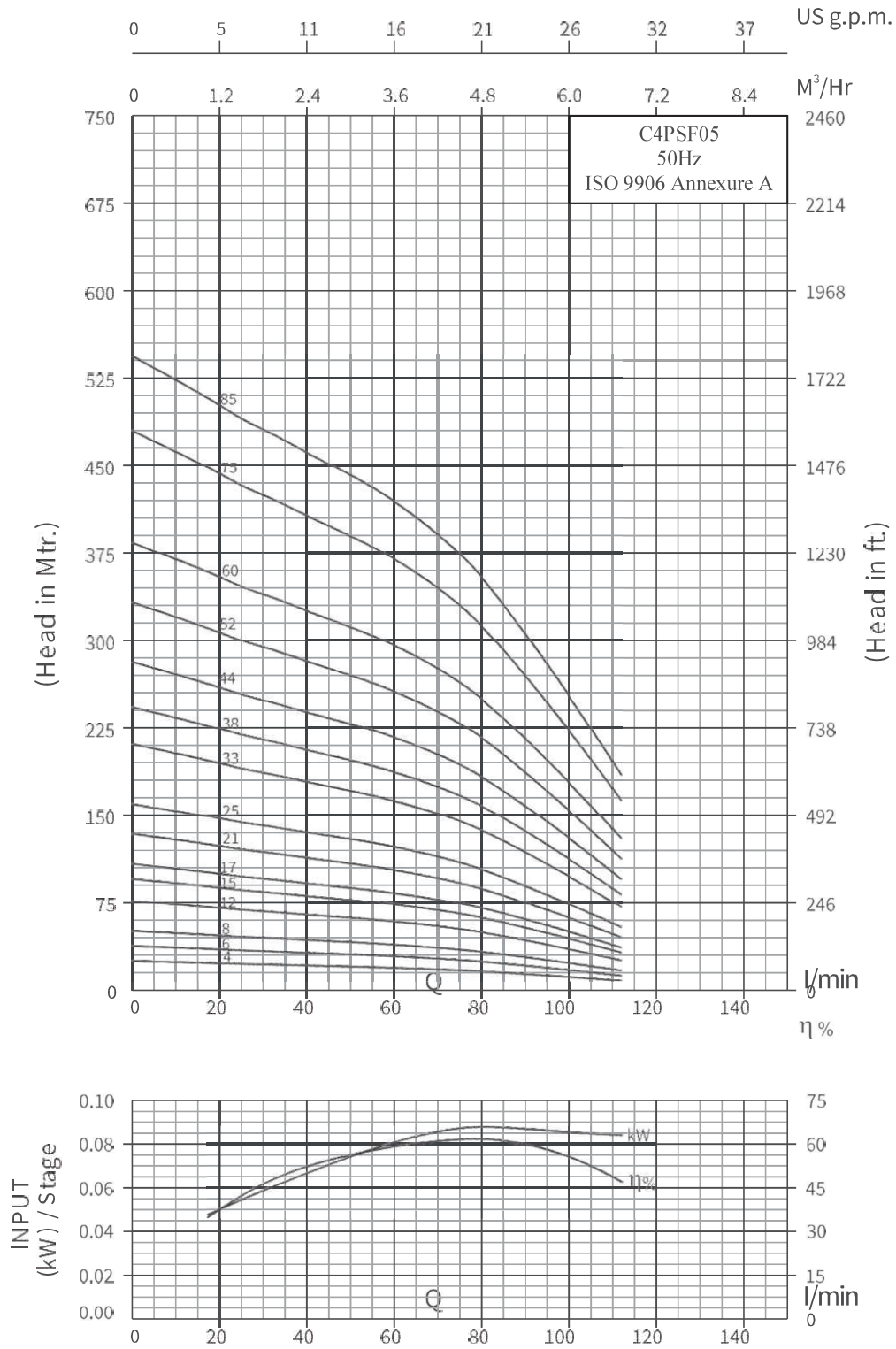
### Material specification

No.	PART NAME	MATERIAL
1	N.R.V. 1.25"	SS AISI 304
2	VALVE	SS AISI 304
3	VALVE SEAT	N.B.R.
4	TOP BEARING HOUSING	SS AISI 304
5	TOP BEARING HOUSING BUSH	N.B.R.
6	TOP BEARING HOUSING SLEEVE	SS AISI 304
7	THRUST WASHER	SS AISI 304
8	TOP DIFFUSER	SS AISI 304
9	DIFFUSER	SS AISI 304
10	BEARING BUSH	N.B.R.
11	NECKRING	N.B.R. + P.P.S.
12	IMPELLER	SS AISI 304
13	STAGE SLEEVE	SS AISI 304
14	MIDDLE BEARING HOUSING	SS AISI 304
15	MIDDLE BEARING HOUSING BUSH	N.B.R. + S.S.304
16	MIDDLE BEARING HOUSING SLEEVE	SS AISI 304
17	PUMP SHAFT	SS AISI 431
18	FIRST STAGE DIFFUSER	SS AISI 304
19	STRAINER	SS AISI 304
20	NEMA COUPLING	SS AISI 304
21	SUCTION INTERCONNECTOR	SS AISI 304
22	CLAMPING STRIP	SS AISI 304
23	HEX NUT	A2-70 (316)
24	CABLE GUARD	SS AISI 304



# C4PSF05, 50Hz

ISO 9906 Annexure A

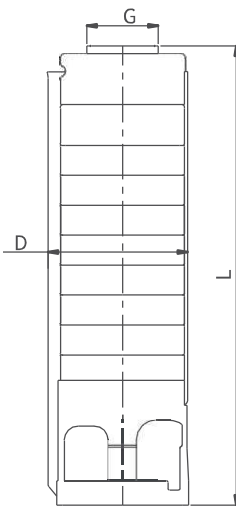


# C4PSF05, 50Hz

ISO 9906 Annexure A

kW	HP	Stage	Motor Joinings	Outlet Size	Discharge						
					m <sup>3</sup> /h	0	2.4	3.4	4	5	6
					Ipm	0	40	57	67	83	100
0.37	0.5	4	V-4	1 1/2"	Head in Mtrs.	24	21	20	19	16	12
0.55	0.75	6	V-4	1 1/2"		36	32	30	28	24	17
0.75	1	9	V-4	1 1/2"		48	42	40	38	32	23
1.1	1.5	12	V-4	1 1/2"		72	63	60	56	48	35
1.5	2	17	V-4	1 1/2"		102	89	85	80	68	49
2.2	3	21	V-4	1 1/2"		126	110	105	99	84	61
2.2	3	25	V-4	1 1/2"		150	131	125	118	100	73
3	4	33	V-4	1 1/2"		198	173	165	155	132	96
3.7	5	38	V-4	1 1/2"		228	200	190	179	152	110
4.5	6	44	V-4	1 1/2"		264	231	220	207	176	128
5.5	7.5	52	V-4	1 1/2"		312	273	260	244	208	151
5.5	7.5	60	V-4	1 1/2"		360	315	300	281	240	174
7.5	10	75	V-4	1 1/2"		450	394	375	351	300	217
7.5	10	85	V-4	1 1/2"		510	446	425	398	340	246

## Dimensions & Weights



Model Name	Specification			
	D (mm)	L (mm)	Pump Weight Kg.	Weight (incl. pkg.) Kg.
C4PSF05 / 04	98	238	3.2	3.4
C4PSF05 / 06	98	280	3.6	3.9
C4PSF05 / 08	98	322	4.0	4.4
C4PSF05 / 12	98	406	5.6	6.2
C4PSF05 / 15	98	469	6.6	7.4
C4PSF05 / 17	98	511	7.0	7.9
C4PSF05 / 21	98	626	8.4	9.5
C4PSF05 / 25	98	710	9.7	11.0
C4PSF05 / 33	98	878	12.5	14.2
C4PSF05 / 38	98	1169	13.0	14.7
C4PSF05 / 44	98	1344	14.0	16.0
C4PSF05 / 52	98	1536	16.3	18.6
C4PSF05 / 60	119	1820	27.0	29.4
C4PSF05 / 75	144	2423	43.5	46.1
C4PSF05 / 85	144	2694	47.5	50.5

G: Available Outlet Size 1.5" BSP

D: With Cable Guard

DP5 - 52 and DP5 - 60 pump available in 6" Joining

DP5 - 75 and DP5 - 85 pump available in 6" Joining with mounted sleeve.