

# SS SUBMERSIBLE PUMPS

50Hz Catalogue

---

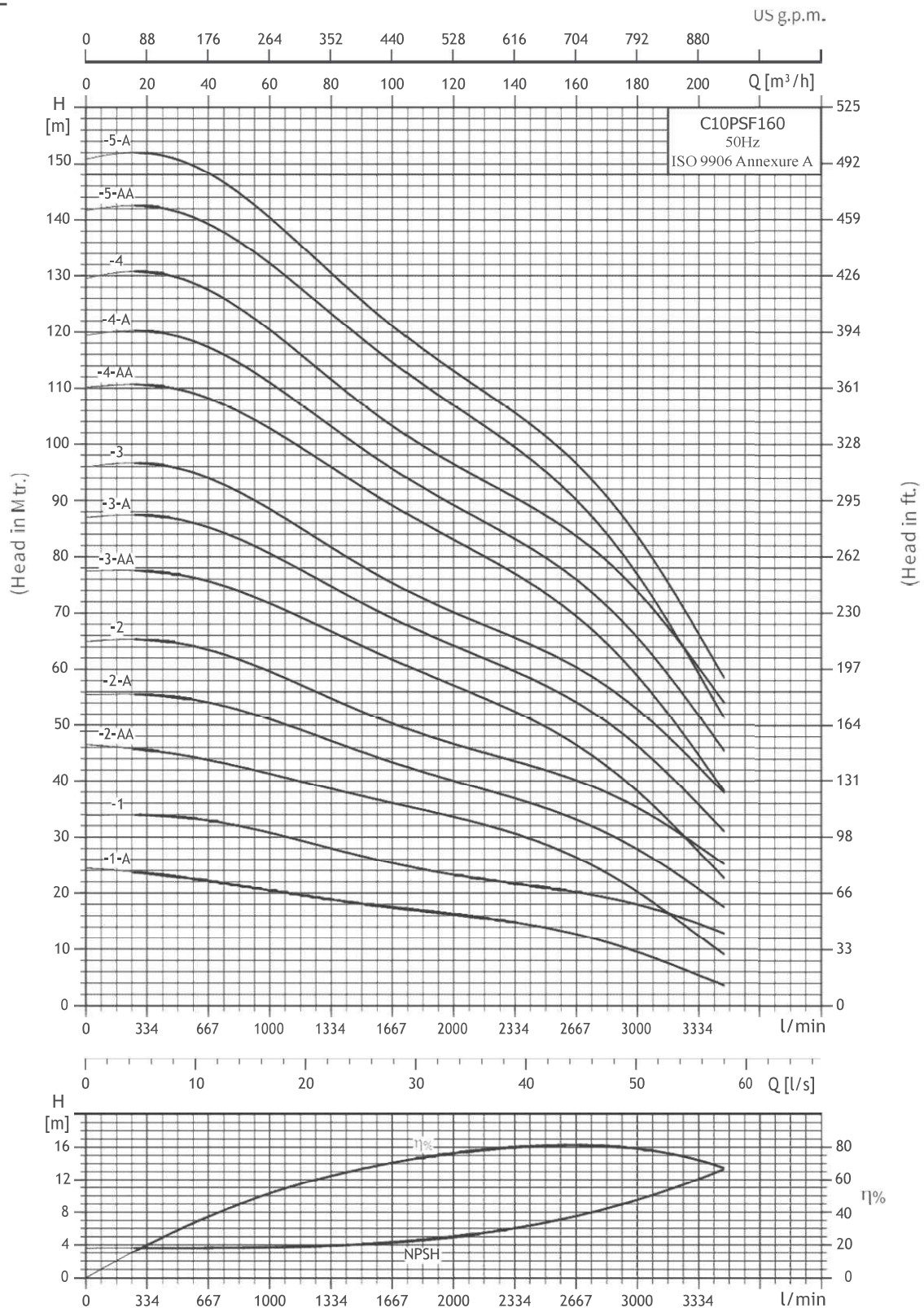


PUMPS | PIPES | CABLES | SOLAR PUMPS



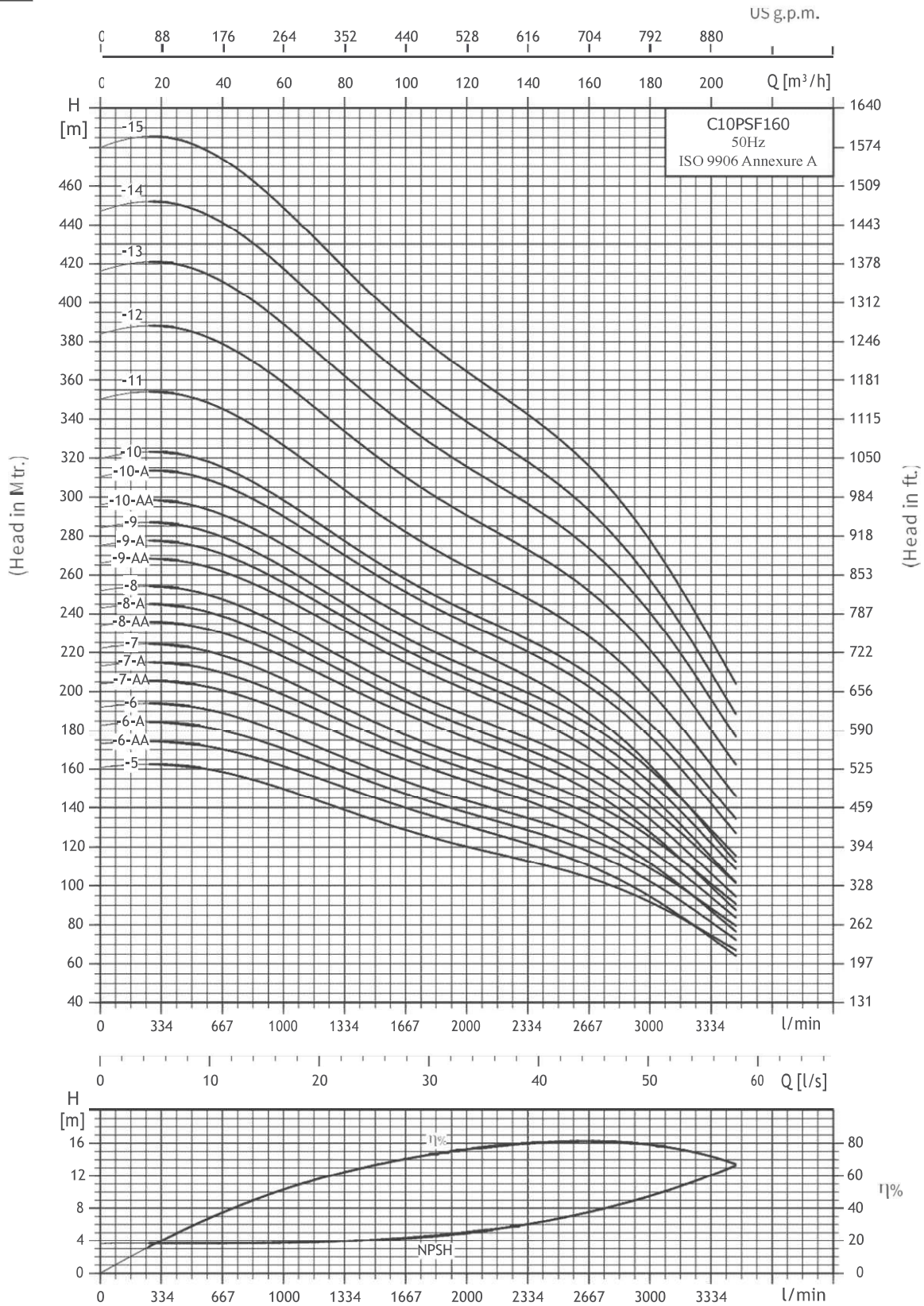
# C10PSF160, 50Hz

ISO 9906 Annexure A



# C10PSF160, 50Hz

ISO 9906 Annexure A



# C10PSF160, 50Hz

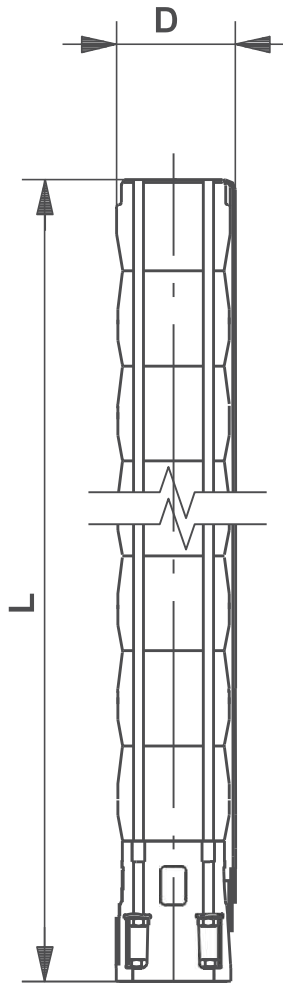
ISO 9906 Annexure A

kW	HP	Stage	Motor Joinings	Outlet Size	Discharge						
					m <sup>3</sup> /h	0	60	90	120	162	180
					Ipm	0	1000	1500	2000	2700	3000
9.3	12.5	1-A	V-6	6"BSP	Head in Mtrs.	24	20	18	16	12	9
13	17.5	1	V-6	6"BSP		32	29	26	23	20	17
18.5	25	2-AA	V-6	6"BSP		48	41	36	32	24	19
22	30	2-A	V-6	6"BSP		56	50	44	39	32	27
26	35	2	V-6	6"BSP		64	59	52	47	40	35
30	40	3-AA	V-8	6"BSP		80	71	62	55	44	37
37	50	3-A	V-8	6"BSP		88	80	70	63	52	45
37	50	3	V-8	6"BSP		96	89	79	70	60	53
45	60	4-AA	V-8	6"BSP		112	100	88	79	64	54
45	60	4-A	V-8	6"BSP		120	109	97	86	72	62
55	75	4	V-8	6"BSP		128	118	105	93	80	70
55	75	5-AA	V-8	6"BSP		144	130	115	102	84	72
55	75	5-A	V-8	6"BSP		152	139	123	109	92	80
63	90	5	V-8	6"BSP		160	148	131	117	100	88
63	90	6-AA	V-8	6"BSP		176	159	141	125	104	89
75	100	6-A	V-8	6"BSP		184	168	149	133	112	97
75	100	6	V-8	6"BSP		192	177	157	140	120	105
75	100	7-AA	V-8	6"BSP		208	189	167	149	124	107
93	125	7-A	V-8	6"BSP		216	198	175	156	132	115
93	125	7	V-8	6"BSP		224	207	183	163	140	123
93	125	8-AA	V-8	6"BSP		240	218	193	172	144	124
93	125	8-A	V-8	6"BSP		248	227	201	179	152	132
93	125	8	V-8	6"BSP		256	236	210	186	160	140
110	150	9-AA	V-10	6"BSP		272	248	219	195	164	142
110	150	9-A	V-10	6"BSP		280	257	228	202	172	152
110	150	9	V-10	6"BSP		288	266	236	210	180	158
110	150	10-AA	V-10	6"BSP		304	277	246	218	184	160
130	175	10-A	V-10	6"BSP		312	287	254	226	192	168
130	175	10	V-10	6"BSP		320	295	262	233	200	175
130	175	11	V-10	6"BSP		352	324.5	288	256	220	193
150	200	12	V-10	6"BSP		384	354	314	280	240	210
185	250	13	V-10	6"BSP		416	383.5	341	303	260	228
185	250	14	V-10	6"BSP	448	413	367	326	280	245	
185	250	15	V-10	6"BSP	480	442.5	393	350	300	263	

# C10PSF160, 50Hz

ISO 9906 Annexure A

## Dimensions & weights



Model Name	Specification			
	D (mm)	L (mm)	Pump Weight Kg.	Weight (incl. pkg.) Kg.
C10PSF160 / 1-A	211	651	76	80
C10PSF160 / 1	211	651	82	86
C10PSF160 / 2-AA	211	807	97	101
C10PSF160 / 2-A	211	807	103	107
C10PSF160 / 2	211	807	109	113
C10PSF160 / 3-AA	211	963	123	127
C10PSF160 / 3-A	211	963	170	174
C10PSF160 / 3	211	963	170	174
C10PSF160 / 4-AA	218	1119	230	234
C10PSF160 / 4-A	218	1119	230	234
C10PSF160 / 4	218	1119	245	249
C10PSF160 / 5-AA	218	1275	251	255
C10PSF160 / 5-A	218	1275	251	255
C10PSF160 / 5	218	1275	277	281
C10PSF160 / 6-AA	218	1431	283	287
C10PSF160 / 6-A	218	1431	302	306
C10PSF160 / 6	218	1431	302	306
C10PSF160 / 7-AA	218	1587	302	306
C10PSF160 / 7-A	218	1587	354	358
C10PSF160 / 7	218	1587	354	358
C10PSF160 / 8-AA	218	1743	360	364
C10PSF160 / 8-A	218	1743	360	364
C10PSF160 / 8	218	1743	360	364
C10PSF160 / 9-AA	218	1899	416	420
C10PSF160 / 9-A	218	1899	416	420
C10PSF160 / 9	218	1899	416	420
C10PSF160 / 10-AA	218	2351	432	436
C10PSF160 / 10-A	237	2403	544	548
C10PSF160 / 10	237	2403	544	548
C10PSF160 / 11	237	2559	550	554
C10PSF160 / 12	237	2714	621	625
C10PSF160 / 13	237	2870	667	671
C10PSF160 / 14	237	3025	673	677
C10PSF160 / 15	237	3259	803	807